

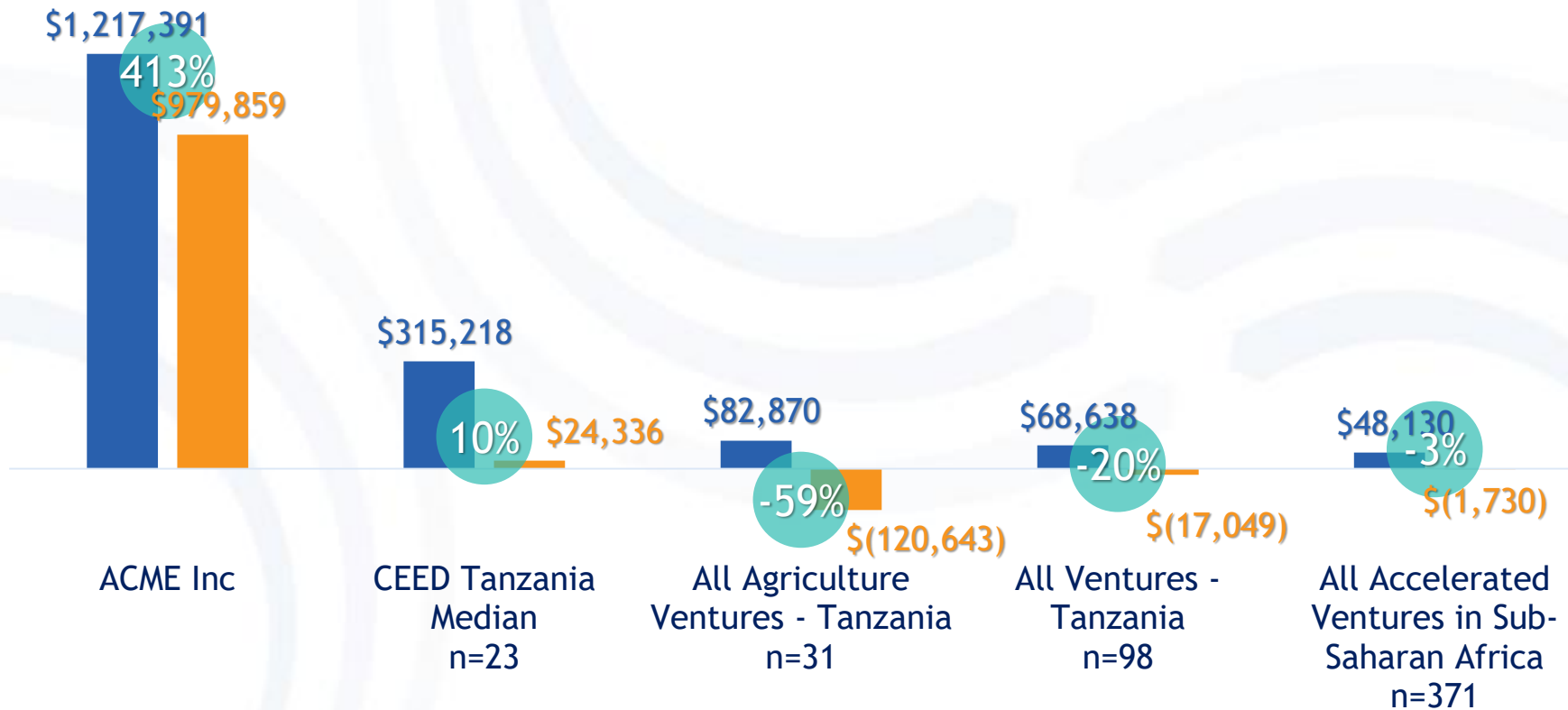


Annual Report for **ACME Inc**

April 25, 2019

Revenue

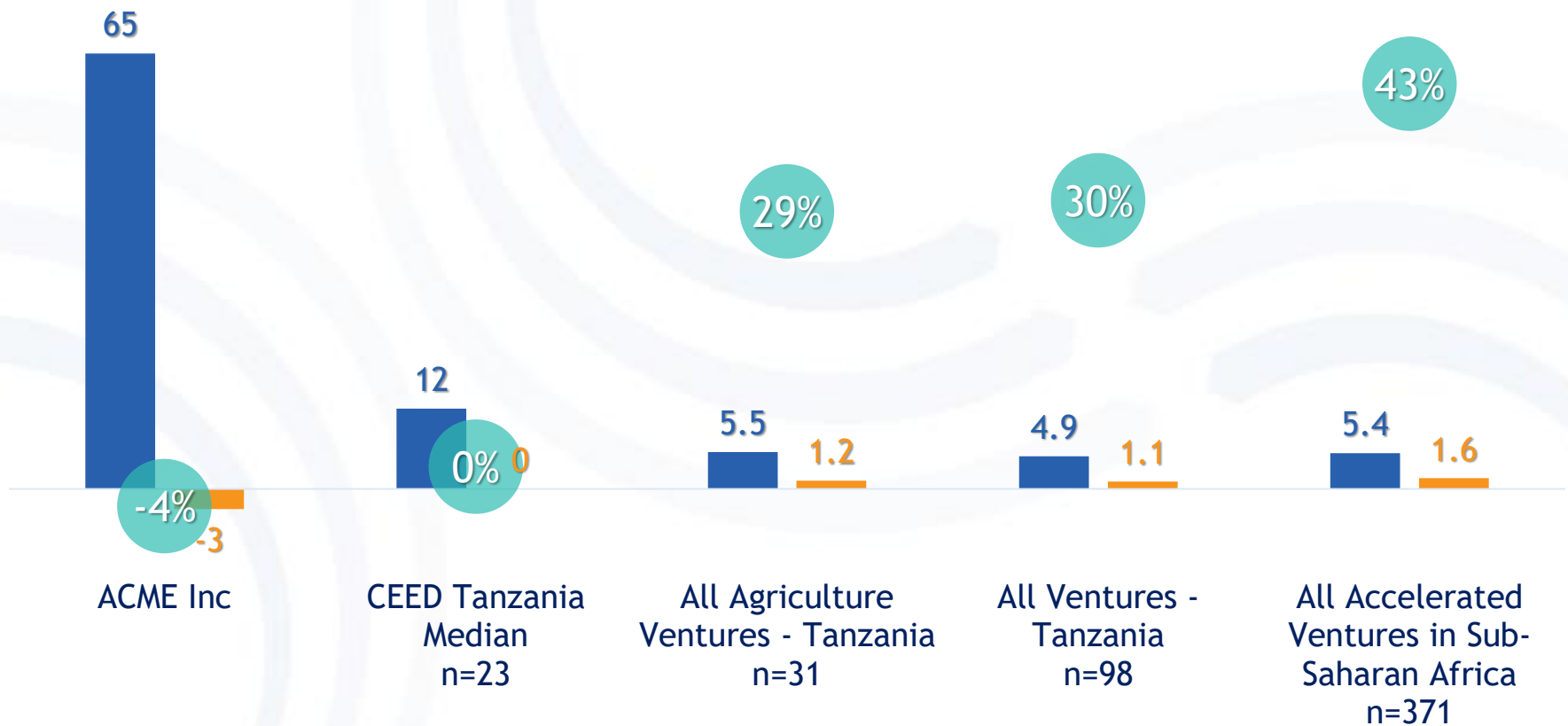
■ Latest Year ■ 1-year Change ● 1-year growth



*Benchmarks are according to Global Accelerator Learning Initiative's Entrepreneurship Database as of January 30, 2019. Benchmark uses latest year available, 2018 revenues are used for your company. GALI uses averages, while CEED uses the median to prevent outliers from skewing the data given a small sample size (n).

Full-time Employees


■ Employees in 2018 ■ 1-year Change ● 1-year growth



*Benchmarks are according to Global Accelerator Learning Initiative's Entrepreneurship Database as of January 30, 2019. Benchmark uses latest year available, 2018 revenues are used for your company. GALI uses averages, while CEED uses the median to prevent outliers from skewing the data given a small sample size (n).

Accessing Finance - Debt

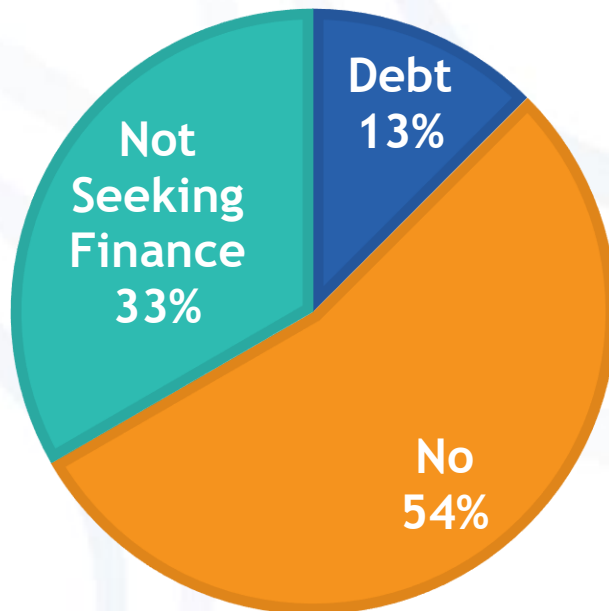
■ Debt in 2018 ■ 1-year Change



*Benchmarks are according to Global Accelerator Learning Initiative's Entrepreneurship Database as of January 30, 2019. Benchmark uses latest year available, 2018 revenues are used for your company. GALI uses averages, while CEED uses the median to prevent outliers from skewing the data given a small sample size (n).

Access to Finance

CEED TANZANIA ENTREPRENEURS: HAVE YOU ACCESSED FINANCING IN THE PAST YEAR?



| | |
|------------|---|
| 25% | of CEED Tanzania entrepreneurs seeking finance were able to access debt financing |
| 18% | Average lending rate on short term loans (National Bureau of Statistics, Bank of Tanzania and International Currency Exchange) |
| 17% | of agricultural enterprises in Tanzania seeking outside financing obtained it in 2017 (GALI) |
| 12% | of households who borrowed money in the past 12 months did so for farm/business purposes (World Bank) |